








**1. Do you think that Australasian philosophers need a professional body to represent their interests (to, for example, the public, the government, ARC, ERA, TEC, AVCC, NZVCC, etc)?**

		Response Percent	Response Count
Yes		89.9%	107
No		5.0%	6
Don't know		5.0%	6
<b>answered question</b>			<b>119</b>
<b>skipped question</b>			<b>0</b>





**2. The Australasian Association of Philosophy (AAP) aims to serve the interests of all philosophers in Australasia. How successful do you think it has been in achieving this aim?**

		Response Percent	Response Count
Very successful		4.2%	5
<b>Successful</b>		<b>42.9%</b>	<b>51</b>
Somewhat successful		40.3%	48
Not very successful		12.6%	15

If you responded 'somewhat successful' or 'not very successful', how could it improve in the future? 50

<b>answered question</b>			<b>119</b>
<b>skipped question</b>			<b>0</b>

### 3. Do you attend the Australasian Association of Philosophy (AAP) annual conference?

		Response Percent	Response Count
Never		6.7%	8
<b>Sometimes</b>		<b>52.9%</b>	<b>63</b>
Often		37.0%	44
Not yet, but I intend to attend in the future		3.4%	4

If you never attend the AAP conference, please briefly state why.

12




**answered question**

**119**

**skipped question**

**0**

### 4. Have you presented, or do you plan to present, your research at an AAP conference?

		Response Percent	Response Count
Yes		85.7%	102
No		10.1%	12
Unsure		4.2%	5

If 'No', please briefly state why.

8

**answered question**

**119**





**skipped question**

**0**




**5. Do you regularly attend annual Australasian philosophy conferences other than the AAP? If so, please state their names (use of acronyms is acceptable).**

	Response Count
	119
<b>answered question</b>	<b>119</b>
<b>skipped question</b>	<b>0</b>

**6. Do you read the journal produced by the AAP: the Australasian Journal of Philosophy (AJP)?**

		Response Percent	Response Count
Never		14.3%	17
Seldom		27.7%	33
<b>Sometimes</b>		<b>32.8%</b>	<b>39</b>
Frequently		25.2%	30
	<b>answered question</b>		<b>119</b>
	<b>skipped question</b>		<b>0</b>

## 7. Would you submit a research paper to the AJP?




		Response Percent	Response Count
Yes		47.1%	56
Possibly		25.2%	30
No		27.7%	33

If 'No', why not? 32

answered question 119

skipped question 0






## 8. In which geographical region are you currently employed?

		Response Percent	Response Count
Australia		78.2%	93
New Zealand		20.2%	24
Asia		1.7%	2



answered question 119

skipped question 0






## 9. At what level is your appointment?

		Response Percent	Response Count
Level A [entry level Lecturer]		10.1%	12
Level B [Lecturer]		28.6%	34
<b>Level C [Senior Lecturer]</b>		<b>34.5%</b>	<b>41</b>
Level D [Associate Professor/Reader]		10.9%	13
Level E [Professor]		16.0%	19
		<b>answered question</b>	<b>119</b>
		<b>skipped question</b>	<b>0</b>



## 10. What type of appointment do you hold?

		Response Percent	Response Count
<b>Continuing</b>		<b>79.0%</b>	<b>94</b>
Contract		21.0%	25
		<b>answered question</b>	<b>119</b>
		<b>skipped question</b>	<b>0</b>






### 11. Please nominate your age band:

		Response Percent	Response Count
20-29		3.4%	4
30-39		25.2%	30
<b>40-49</b>		<b>42.9%</b>	<b>51</b>
50-59		16.0%	19
60+		12.6%	15
<b>answered question</b>			<b>119</b>
<b>skipped question</b>			<b>0</b>
























### 12. Please indicate your sex.

		Response Percent	Response Count
Female		32.8%	39
<b>Male</b>		<b>67.2%</b>	<b>80</b>
<b>answered question</b>			<b>119</b>
<b>skipped question</b>			<b>0</b>








### 13. How would you describe your philosophical orientation?

		Response Percent	Response Count
Analytic		58.8%	70
Continental		12.6%	15
Both Analytic and Continental		10.9%	13
Neither Analytic nor Continental		5.0%	6
Other (please describe):		12.6%	15
		<b>answered question</b>	<b>119</b>
		<b>skipped question</b>	<b>0</b>















## 14. How would you describe your main research interests?



		Response Percent	Response Count
Aesthetics		10.9%	13
Ancient Philosophy		5.9%	7
Applied Ethics		24.4%	29
Asian and Comparative Philosophy		5.0%	6
Chinese philosophy		2.5%	3
Cognitive Science		12.6%	15
Critical Theory		6.7%	8
Decision Theory		0.8%	1
Epistemology		19.3%	23
<b>Ethics/Moral Philosophy</b>		<b>35.3%</b>	<b>42</b>
Feminist Philosophy		10.9%	13
French Philosophy		12.6%	15
German Philosophy		17.6%	21
History and Philosophy of Science		13.4%	16
History of Philosophy		18.5%	22
Logic		13.4%	16
Metaethics		12.6%	15
Metaphysics		20.2%	24
Phenomenology		16.8%	20
Philosophy and Literature		7.6%	9
Philosophy of Action		10.1%	12
Philosophy of Biology		7.6%	9
Philosophy of Language		17.6%	21



Philosophy of Law		5.9%	7
Philosophy of Mind		21.8%	26
Philosophy of Religion		10.1%	12
Philosophy of Value		6.7%	8
Political Philosophy		25.2%	30
Poststructuralism		10.1%	12
Psychoanalysis		3.4%	4
Other (please describe)			18
<b>answered question</b>			<b>119</b>
<b>skipped question</b>			<b>0</b>

**15. Please indicate your membership of (or ongoing commitment to) the following societies:**

		<b>Response Percent</b>	<b>Response Count</b>
<b>Australasian Association of Philosophy (AAP)</b>		<b>74.0%</b>	<b>77</b>
Australasian Association of Philosophy, New Zealand (AAPNZ)		21.2%	22
Australasian Association for Logic (AAL)		8.7%	9
Melbourne School of Continental Philosophy (MSCP)		1.9%	2
Australasian Association for the History, Philosophy and Social Studies of Science (AHPSSS)		1.9%	2
Australian Association for Professional and Applied Ethics (AAPAE)		5.8%	6
Australian Nietzsche Society (ANS)		3.8%	4
Australasian Philosophy of Religion Association (APRA)		7.7%	8
Australasian Society for Asian and Comparative Philosophy (ASACP)		2.9%	3
Australasian Society for Ancient Philosophy (ASAP)		1.0%	1
Australasian Society for Continental Philosophy (ASCP)		21.2%	22
Australasian Society for Cognitive Science (ASCS)		5.8%	6
Australian Society for Legal Philosophy (ASLP)		2.9%	3
Sydney Society of Literature and Aesthetics (SSLA)		1.9%	2

Women in Philosophy (WIP)		8.7%	9
Other (including non-Australasian societies):		27.9%	29
<b>answered question</b>			<b>104</b>
<b>skipped question</b>			<b>15</b>

**16. You are welcome to make a short comment if you have anything to add to the survey.**

		<b>Response Count</b>
		27
<b>answered question</b>		<b>27</b>
<b>skipped question</b>		<b>92</b>